

Polarization Dependent Loss Source/Emulator - PDLPro™ (PDLE-101)



High speed fiber optic transceivers, including those deploying coherent detection technology for 40Gb/s and 100Gb/s data transmission, must meet stringent PDL tolerance specifications. In addition, the PDL tracking speed and response time of the PDL mitigation algorithm of a coherent detection receiver must be quantified. The PDLE-101 is specially designed for such PDL-related tests. This PDL source/emulator can generate individual PDL values between 0 dB and 20 dB, with a resolution of 0.1 dB for PDL tolerance testing. It can also generate variable PDL with user defined range, waveform, and speed for PDL tracking speed and recovery time tests. The instrument can be controlled via the front panel keypad or by remote control via USB, RS-232, GPIB, or Ethernet interfaces. The residual PMD of the unit is less than 0.1 ps.

Specifications:

Wavelength Range ¹	C band or L band
Insertion Loss (max.)	2 dB at PDL = 0, excluding connectors
PDL Dynamic Range ²	0.1 to 20 dB
PDL Resolution ²	0.1 dB
PDL Accuracy ²	± (0.1 dB +1% of PDL)
PDL Switching Time ³	5 ms max., 1 ms typical
Residual PMD	< 0.1 ps at PDL = 0
Return Loss	> 50 dB
PDL Control	Front panel control or remote control with communication interface
PDL Waveforms	Sine, square, triangle, random
Fiber Type	SMF-28
Optical Connector Type	FC/PC, FC/APC, SC/PC, or SC/APC
Optical Power Damage Threshold	500 mW
Display	2 x 20 character LCD
Communication Interface	USB, RS-232, Ethernet, and GPIB
Operating Temperature	0 to 40 °C
Storage Temperature	-20 to 60 °C
Electrical Power Supply	100 – 240 VAC, 50 – 60 Hz (16W)
Dimensions	2U, 19" half rack width, 14" (L) x 8.5" (W) x 3.5" (H)
Notes: 1. Other wavelength ranges available upon request. 2. At 23 ± 5°C. 3. Rise time for square wave transition.	

Features:

- Large PDL range
- High speed
- High PDL resolution
- Low residual PMD
- PDL scanning
- Random PDL generation

Applications:

- PDL tolerance test
- PDL tracking speed test
- PDL recovery time test
- PDL emulation
- Code development for PDL compensation in coherent systems
- System PDL response test

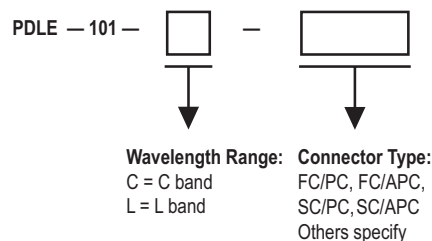
Related Products:

- PMD Source (PMD-1000)
- Polarization Measurement System (PSGA-101)
- Multifunction Polarization Controller (MPC-203, MPC-202, MPC-201)
- Polarimeter (PSY-201, POD-201)
- PDL Meter (PDL-201)
- Rack Mount Kit (RCK-001)
- PDL Calibration Artifact (CS-PDL)

Tech Info:

- Polarization Related Tests for Coherent Detection Systems

Ordering Information:



Distribution in the UK & Ireland



**Characterisation,
Measurement &
Analysis**

Lambda Photometrics Limited
 Lambda House Batford Mill
 Harpenden Herts AL5 5BZ
 United Kingdom
E: info@lambdaphoto.co.uk
W: www.lambdaphoto.co.uk
T: +44 (0)1582 764334
F: +44 (0)1582 712084

Polarization Dependent Loss Source/Emulator - PDLPro™ (PDLE-101)

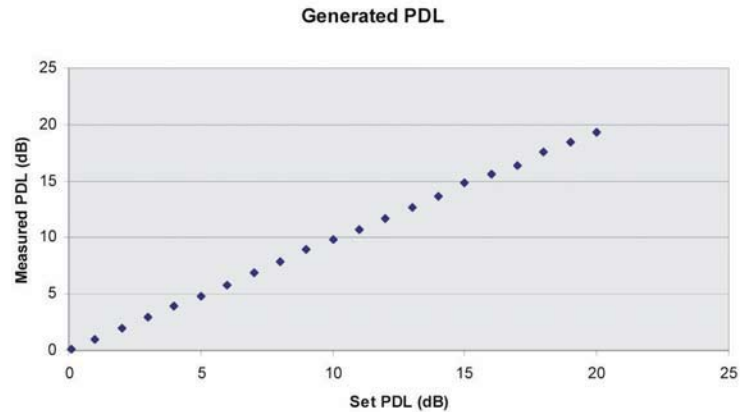
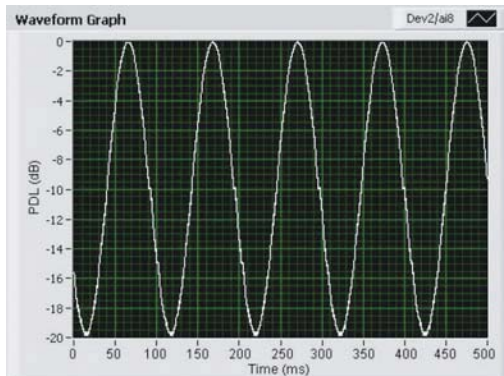
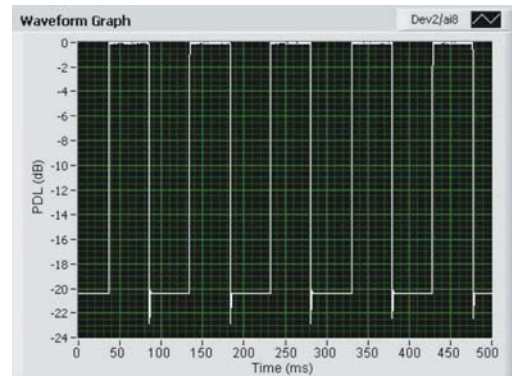


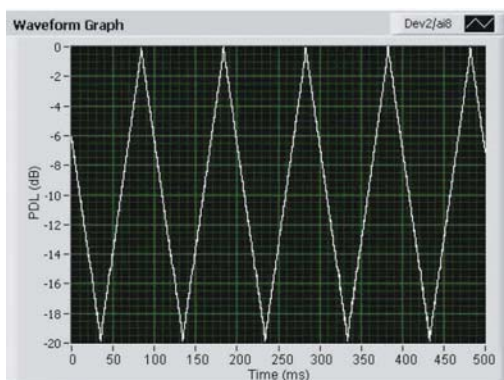
Figure 1. PDL generation accuracy: PDL generated by the PDLE-101 PDL Source/Emulator, measured using a PDL-101 PDL meter.



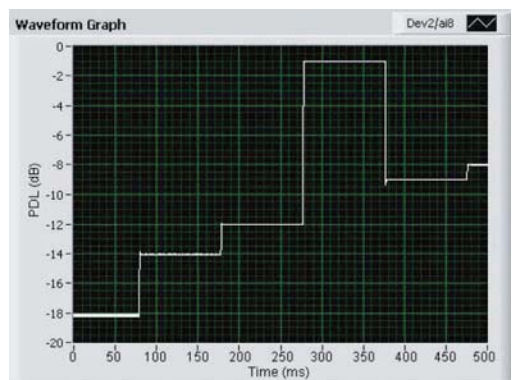
(a)



(b)



(c)



(d)

Figure 2. PDL variation functions for PDL tracking speed and recovery time tests: (a) Sine wave PDL variation (b) Square wave variation.(c) Triangle wave variation (d) Random-amplitude square wave variation.

Distribution in the UK & Ireland



Lambda Photometrics Limited
 Lambda House Batford Mill
 Harpenden Herts AL5 5BZ
 United Kingdom
E: info@lambdaphoto.co.uk
W: www.lambdaphoto.co.uk
T: +44 (0)1582 764334
F: +44 (0)1582 712084

**Characterisation,
 Measurement &
 Analysis**